

Beauty. Light. Privacy.

SatinDeco[®] on ExtraClear[®]
Acid-Etched Glass



A BETTER, BRIGHTER
TRANSLUCENCE

Now you can expect a truer, more beautiful translucence from SatinDeco acid-etched glass. On ExtraClear substrate, the improved SatinDeco offers:

- Higher light transmission
- More uniform light diffusion
- Superior color neutrality

Its silky smooth surface resists smudges and fingerprints, and it's easy to maintain using standard, nonabrasive products.




PRODUCT PERFORMANCE


GLASS THICKNESS	VISIBLE LIGHT	VISIBLE LIGHT REFLECTANCE	SOLAR ENERGY TRANSMITTANCE	UV TRANSMITTANCE
6mm (1/4")	89%	8%	84%	72%
10mm (3/8")	88%	8%	80%	66%
12mm (7/16")	87%	8%	78%	62%


*The performance measurement for translucent or diffuse materials such as acid etched glass surface is limited by the currently available technologies. Since measurements capture only a part of the resulting radiation, calculated performance results provided herein and based on such measurements are not compliant with any standard and should only be used as a general reference.



On ExtraClear substrate, SatinDeco acid-etched glass is noticeably more color neutral. In addition to the ExtraClear option, SatinDeco is available on Guardian UltraClear® low-iron substrate for even greater clarity and color neutrality.

 *SatinDeco on standard clear glass
(no longer available from Guardian)*

 *SatinDeco on ExtraClear glass*

 *SatinDeco on UltraClear glass*

RANGE OF APPLICATIONS

Architects and designers use SatinDeco with ExtraClear to make visually striking and memorable doors and moveable walls, partitions and panel systems, tabletops, stairways, shower enclosures, windows and more. It brings depth and sophistication to a range of exterior and interior settings, including kitchens, bathrooms and bedrooms. It provides privacy with light in a variety of commercial applications, including offices, retail settings, hospitality and healthcare environments. Use it on its own as a monolithic glass or it can be fabricated into an insulated glass unit that includes performance glazing for added thermal insulation or solar control.

FLEXIBLE OPTIONS

SatinDeco on ExtraClear can be:

- cut to size
- laminated
- heat treated
- drilled
- bent
- notched
- screen printed
- polished

AVAILABLE SIZES

SatinDeco is available in size 96"x 130", and in thicknesses from 3mm to 15mm.

LEARN MORE

For specification details and availability, please contact your local sales representative, call 855.58.GLASS (855.584.5277) or visit GuardianGlass.com.



See what's possible™

Guardian Glass is a leading international manufacturer of float, value-added coated, and fabricated glass products and solutions for architectural, residential, interior, transportation and technical glass applications. To learn more, visit GuardianGlass.com.

© 2020 Guardian Glass, LLC

ver.6.2020